

NDPE IRF Profile (No Deforestation)

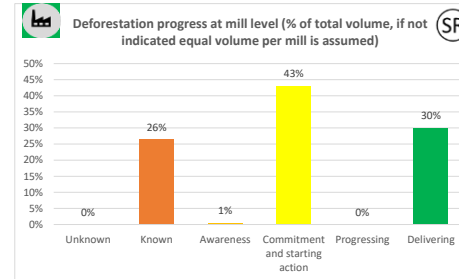
Reporting Period: Q1 2020 to Q4 2020

Completeness of Profile: Partial Profile

% of Profile Completion: 100%

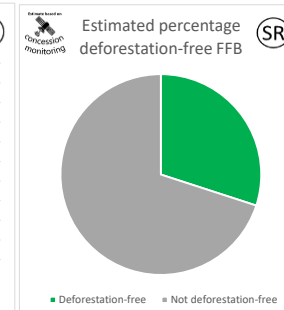
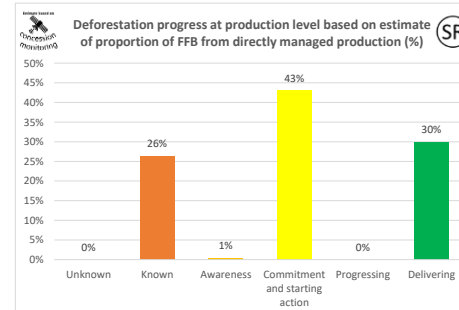
Progress at mill level (deforestation)

| Mill categories (deforestation) | % of total volume (if not indicated equal volume per mill is assumed) |
|---------------------------------|---|
| Unknown | 0% |
| Known | 26% |
| Awareness | 1% |
| Commitment and starting action | 43% |
| Progressing | 0% |
| Delivering | 30% |
| | 100% |



Deforestation progress at production level based on estimate of proportion of FFB from directly managed production

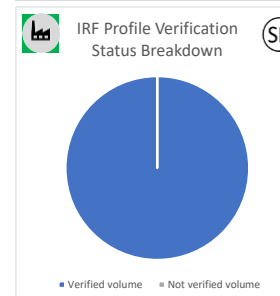
| FFB production categories (delivering) | Volume from own estates | Volume from 3rd party supply | Volume from refineries & traders | % of volume (overall) |
|--|-------------------------|------------------------------|----------------------------------|-----------------------|
| Unknown | 0.00 | 0.00 | 0.00 | 0% |
| Known | 1916.44 | 261.33 | 42.00 | 26% |
| Awareness | 0.00 | 0.00 | 42.00 | 1% |
| Commitment and starting action | 1785.00 | 237.22 | 1596.00 | 43% |
| Progressing | 0.00 | 0.00 | 0.00 | 0% |
| Delivering | 0.00 | 0.00 | 2520.00 | 30% |
| | 3701.44 | 498.56 | 4200.00 | 100% |



| | |
|------------------------|-----|
| Deforestation-free | 30% |
| Not deforestation-free | 70% |

Verification status breakdown (volume-based)

| | Verified volume (ton) |
|--------------------------------|-----------------------|
| Supply from mill | 4199.999958 |
| Supply from refineries&traders | 4200 |
| Verified volume | 100% |
| Not verified volume | 0% |



For verification use only:

Unique verification code:
 Verification completion date:
 Verification body code:
 Verification body name:
 Verification body contact person: